

# European Community Association Agreements Statistics for Bulgaria, Romania and Turkey to 31 December 2006

Published 27 February 2007

© Crown Copyright 2007

This publication is not available in printed format

## Contents

<u>Section</u>	<u>Page</u>
Introduction	1
Background	1
Key abbreviations used	3
Technical notes	3
Key findings	4
Pre-entry ECAA applications	5
On-entry ECAA applications	8
In-country ECAA applications	9
General information	9
In-country Decisions relating to Bulgarian nationals	10
In-country Decisions relating to Romanian nationals	12
Appeals against in-country decisions relating to Bulgarian and Romanian nationals	14
In-country Decisions relating to Turkish nationals	16
Appeals against in-country decisions relating to Turkish nationals	19

## Introduction

The European Community Association Agreements (ECAA) with Bulgaria and Romania allowed nationals of those countries to come to the United Kingdom (UK) to establish themselves in business. An applicant had to show that they had the means under their control to set up a viable business to support themselves and any dependants without recourse to other employment or public funds. In the UK the establishment rights within the Agreements were provided for in paragraphs 211 – 223 of the Immigration Rules (HC 395, as amended). A “business” in this context means operating as a sole trader, joining a partnership or running a company registered in the UK. The business can be any size, but it must be full-time and the individual is prohibited from undertaking any work other than self-employment.

ECAA applicants had to apply at the UK Embassies in Bulgaria and Romania before entering the country. Successful applicants were granted an initial two years’ leave and could subsequently apply for three years further leave to remain (FLR) and, eventually, indefinite leave to remain (ILR) after they had completed five years, provided they were still running a viable business. Applicants given leave in another immigration category were not permitted to switch into the ECAA category, unless in very rare circumstances they met the “clear and manifest test”. This was a four-point test to examine whether a person “clearly and manifestly” met the substantive requirements of the ECAA, designed to inform decisions regarding proportionality.

The European Community Association Agreement with Turkey (the Ankara Agreement) allows Turkish nationals to establish themselves in business. There are no specific paragraphs in the Immigration Rules which contain this provision, and applicants must apply under the ordinary rules relating to businesspersons, although, for most categories of in-country cases, that should be under the version of those rules that was in force in 1973, when the UK joined the then European Economic Community (EEC) and became a party to the Agreement. The position for pre-entry and on-entry applications is currently being determined by the courts. The Agreement, and subsequent Association Council Decision 1/80, also allows Turkish workers legally employed in the UK to stay in order to continue in legal employment after a minimum period of one year with a single employer. Rights progress after three years’ legal employment and after four years Turkish nationals are entitled to stay to work for *any* employer. That Decision also awards certain rights to the dependants of those workers.

This publication includes all statistics on ECAA applications and follows similar publications in August 2005, February 2006 and August 2006. The start date from which the information is given varies depending on the category and reflects the time from which it has been available. Data from previous publications is included here, for comparative purposes.

The data in this publication is based on Management Information and is provisional and subject to change. There are data quality issues with some of the figures which mean that they should be used with caution. The data are **not** National Statistics.

## Background

Turkey signed an Association Agreement with the then EEC in 1963 which included some access to the labour markets of EEC Member States. An additional Protocol was signed in 1970. The Agreement prevents the UK from introducing new restrictions on the freedom of establishment (self-employment) for Turkish nationals. It does not provide for an automatic right of residence. The Agreement, and subsequent Association Council Decision 1/80, allows Turkish nationals who have entered in a capacity that allows them to work to stay in order to continue in legal employment, subject to certain conditions being met.

European Community Association Agreements with various Eastern/Central European and Baltic countries were put in place from 1994 onwards. The Agreements were extended to all Member States of the European Economic Area (EEA), and provided for nationals of those Central and Eastern European (CEE) countries to be treated on a par with EEA nationals for the purpose of establishing themselves in business in the Member States. On the accession

of the A8 countries (the Czech Republic, Estonia, Hungary, Latvia, Lithuania, Poland, Slovakia and Slovenia) on 1 May 2004 only the Agreements with Bulgaria and Romania continued. Since Bulgaria and Romania's accession to the European Union on 1 January 2007 only the Indefinite Leave to Remain (ILR) provisions of the Bulgarian and Romanian agreements, and the full Agreement with Turkey remained.

On 30 March 2004, following press and media allegations about the handling of Bulgarian and Romanian ECAA applications, the consideration of all these cases was suspended on the instructions of the then Home Secretary, David Blunkett. A report of the investigation into these allegations made fifteen recommendations on how the existing process could be improved. Although the allegations did not relate to Turkish applications, consideration of these was then also suspended because the last recommendation referred to Turkish cases. Following the implementation of these recommendations our Embassies in Bulgaria and Romania started to deal with ECAA applications again from 23 August 2004 (Romania) and 1 September 2004 (Bulgaria). In the UK reconsideration of outstanding "switching" cases commenced on 1 October 2004. Consideration of further and indefinite leave to remain applications resumed in mid-February 2005. Turkish applications began to be reconsidered from 9 May 2005. Revised guidance was used for all cases considered after these dates.

This publication details those decisions made since the consideration of ECAA applications was restarted, up until the end of December 2006. The dates correspond to the decisions, not the initial applications.

### **Key abbreviations used**

LTE	Leave to enter the UK
LTR	Leave to remain in the UK
FLR	Further leave to remain in the UK
ILR	Indefinite leave to remain in the UK

### **Technical notes**

All ECAA figures (other than percentages) are rounded to the nearest five.

Because of rounding, totals may not sum.

Symbols used:

- nil
- † 1 or 2
- \* not applicable
- (p) provisional figures
- (r) revised figures

Q3 2004 relates only to September 2004, except for pre-entry cases considered in Romania, where there is some data for August 2004. Therefore, care should be taken when comparing this with subsequent quarters.

## **Key findings**

### Pre-entry

- Of 5,630 applications for pre-entry ECAA in Bulgaria, 595 (11%) granted.
- Of 1,900 applications for pre-entry ECAA in Romania, 565 (30%) granted.

### On-entry

- 10 applications for on-entry ECAA at ports.

### In-country - Bulgaria

- Of 1,195 Bulgarian switching applications, 15 (1%) granted.
- Of 6,415 Bulgarian FLR applications, 4,980 (78%) granted.
- Of 2,750 Bulgarian ILR applications, 2,375 (86%) granted.

### In-country - Romania

- Of 1,130 Romanian switching applications, 15 (1%) granted.
- Of 3,270 Romanian FLR applications, 2,625 (80%) granted.
- Of 700 Romanian ILR applications, 580 (83%) granted.

### In-country - Turkey

- Of 855 Turkish LTE self-employment applications, none granted.
- Of 3,125 Turkish initial LTR self-employed applications, 885 (28%) granted.
- Of 630 Turkish FLR self-employed applications, 375 (60%) granted.
- Of 5 Turkish ILR self-employed applications, † (29%) granted.
- Of 80 Turkish LTR employed applications, 50 (63%) granted.

### In-country - backlog

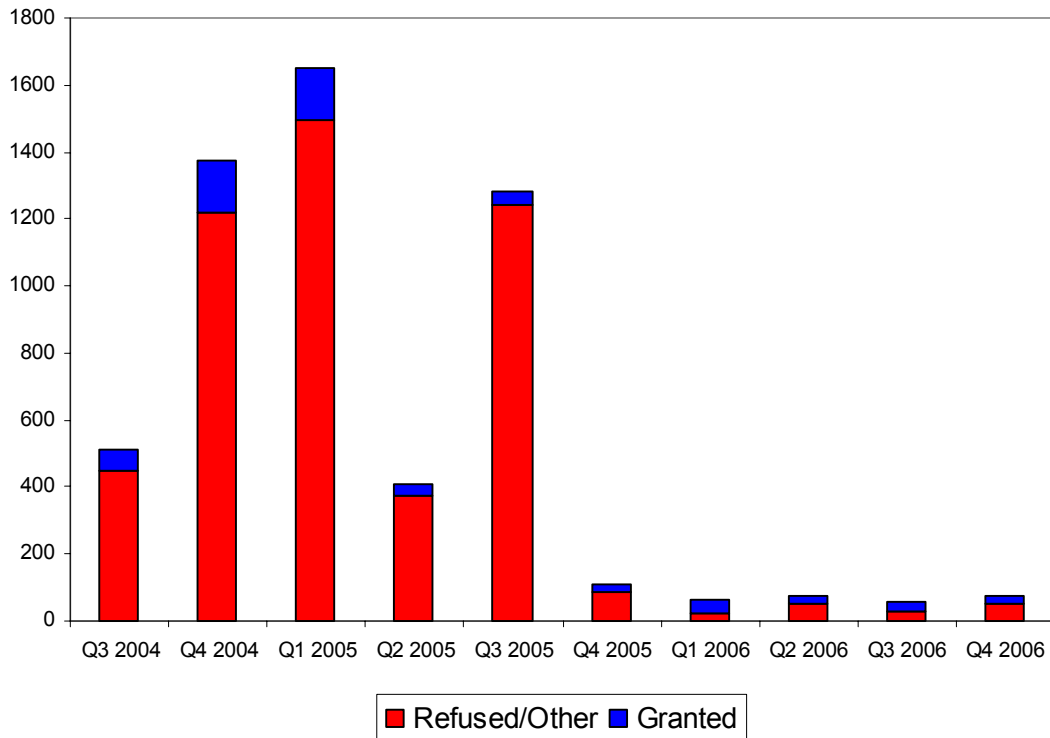
- 756 in-country cases awaiting consideration as at 31 December 2006, compared to 10,645 one year ago.

### Appeals

- Of 770 appeals of pre-entry Bulgarian and Romanian decisions, 75 (10%) allowed.
- Of 185 appeals of Bulgarian and Romanian switching decisions, 35 (19%) allowed.
- Of 220 appeals of Bulgarian and Romanian FLR decisions, 125 (57%) allowed.
- Of 150 appeals of Bulgarian and Romanian ILR, 85 (57%) allowed.
- Of 315 appeals of Turkish decisions (all categories), 100 (31%) allowed.

## 1. Pre-entry ECAA applications

**Chart 1: Number of Pre-Entry ECAA Bulgarian applications considered, September 2004 - December 2006**



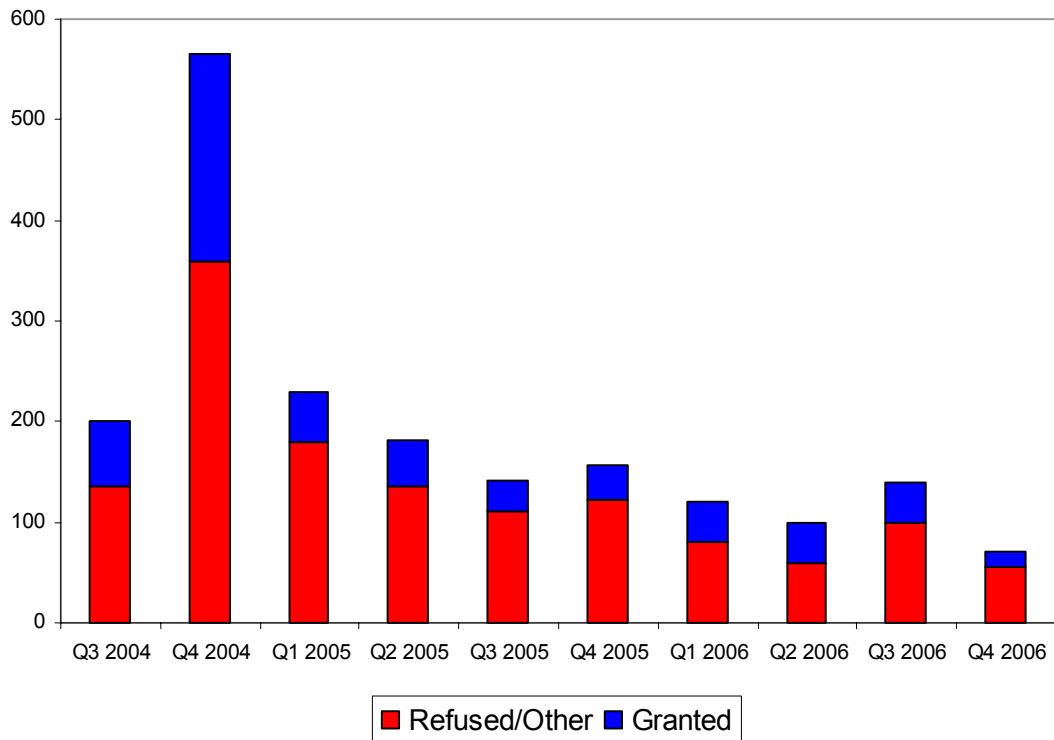
**Table 1: Total Number of Pre-entry ECAA Bulgarian applications considered by quarter from September 2004 to December 2006**

Pre-entry applications	Number of applications										Total	% of total considered
	Q3 2004	Q4 2004	Q1 2005	Q2 2005	Q3 2005	Q4 2005	Q1 2006 (r)	Q2 2006 (r)	Q3 2006 (p)	Q4 2006 (p)		
Granted	60	155	155	35	35	25	40	25	30	25	<b>595</b>	11
Refused	410	1,065	1,035	350	1,205	85	25	50	30	50	<b>4,310</b>	77
Withdrawn by applicant	40	155	460	25	40	†	–	†	–	†	<b>725</b>	13
<b>Total considered</b>	<b>515</b>	<b>1,375</b>	<b>1,650</b>	<b>410</b>	<b>1,280</b>	<b>115</b>	<b>70</b>	<b>80</b>	<b>65</b>	<b>75</b>	<b>5,630</b>	100
Appeals submitted <sup>1</sup>	40	325	305	60	20	30	15	10	5	15	<b>815</b>	*
New Applications <sup>2</sup>	20	455	115	85	65	50	65	55	70	30	<b>1,010</b>	*

<sup>1</sup> Appeals submitted in one quarter may be heard in a later quarter.

<sup>2</sup> New applications received but not necessarily considered in the same quarter.

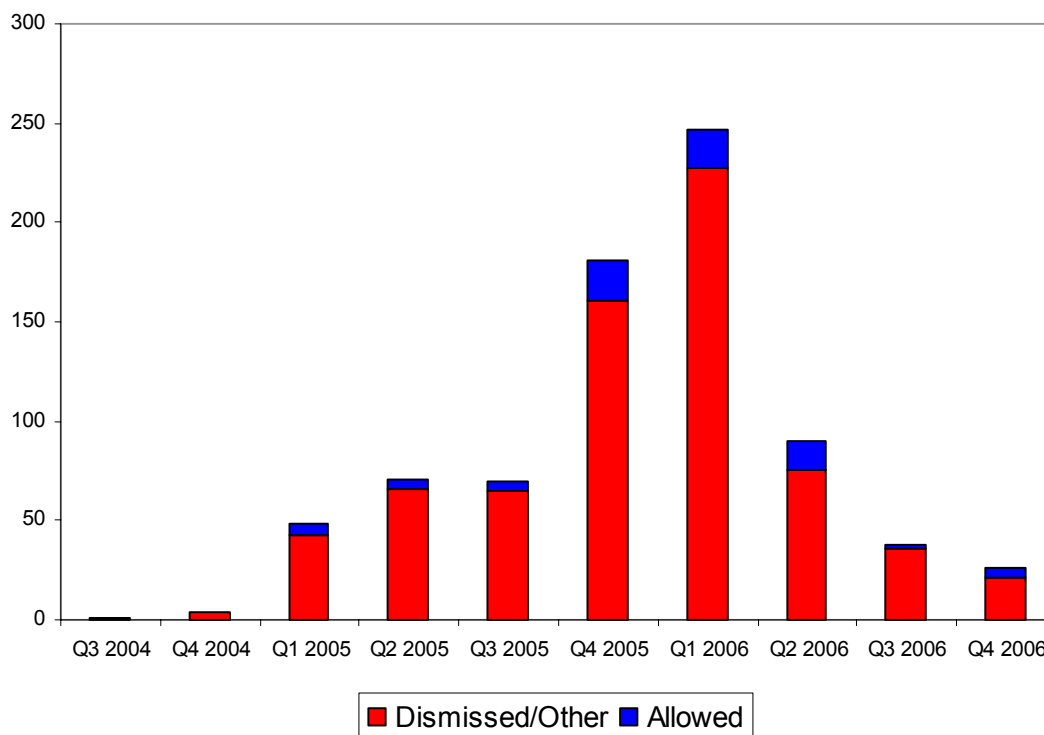
**Chart 2: Number of Pre-Entry ECAA Romanian applications considered, August 2004 - December 2006**



**Table 2: Total Number of Pre-entry ECAA Romanian applications considered by quarter from August 2004 to December 2006**

Pre-entry applications	Number of applications										Total	% of total considered
	Q3 2004	Q4 2004	Q1 2005	Q2 2005	Q3 2005	Q4 2005	Q1 2006	Q2 2006	Q3 2006 (p)	Q4 2006 (p)		
Granted	65	205	50	45	30	35	40	40	40	15	<b>565</b>	30
Refused	130	335	165	135	110	120	80	60	100	55	<b>1,285</b>	68
Withdrawn by applicant	5	25	15	†	†	†	†	-	-	†	<b>45</b>	2
<b>Total considered</b>	<b>200</b>	<b>565</b>	<b>230</b>	<b>180</b>	<b>140</b>	<b>160</b>	<b>120</b>	<b>100</b>	<b>135</b>	<b>70</b>	<b>1,900</b>	100
Appeals submitted	5	55	30	10	5	15	20	10	10	10	<b>165</b>	*
New Applications	10	130	210	165	115	115	100	90	130	65	<b>1,135</b>	*

**Chart 3: Appeals heard of Pre-entry ECAA decisions from Bulgaria and Romania, September 2004 - December 2006**



**Table 3: Appeals of Pre-entry ECAA decisions from Bulgaria and Romania heard by quarter from September 2004 to December 2006**

Pre-entry appeals <sup>3</sup>	Number of appeals										Total	% of total appeals
	Q3 2004	Q4 2004	Q1 2005	Q2 2005	Q3 2005	Q4 2005	Q1 2006 (r)	Q2 2006 (r)	Q3 2006 (p)	Q4 2006 (p)		
Allowed	–	–	5	5	5	20	20	15	†	5	<b>75</b>	10
Withdrawn by Appellant	–	†	†	†	5	5	5	–	–	–	<b>15</b>	2
Dismissed	†	†	40	65	60	155	220	75	35	20	<b>675</b>	88
None <sup>4</sup>	–	–	–	–	–	†	†	–	–	†	<b>5</b>	<0.5
Other <sup>5</sup>	–	–	†	–	–	–	†	–	†	–	<b>5</b>	<0.5
<b>Total</b>	<b>†</b>	<b>5</b>	<b>50</b>	<b>70</b>	<b>70</b>	<b>175</b>	<b>245</b>	<b>90</b>	<b>40</b>	<b>25</b>	<b>770</b>	<b>100</b>

<sup>3</sup> For this and all appeals data in this publication, the date indicates the date of the appeal hearing. The determination (judgement) may be issued in a later quarter.

<sup>4</sup> For this and all appeals data in this publication, this indicates that the Immigration Judge has not yet issued a determination.

<sup>5</sup> For this and all appeals data in this publication, this includes cases withdrawn by the Home Office, referred (remitted in the case of the Immigration Appellate Authority [IAA] or where reconsideration was ordered in the case of the Asylum and Immigration Tribunal [AIT]), abandoned or superseded (passing from the IAA to the AIT).

## 2. On-entry ECAA Applications

**Table 4: Applications under ECAA (Bulgaria, Romania and Turkey) received at port from January 2005 to December 2006<sup>6 7 8</sup>**

On-entry applications	Number of applications			
	Bulgaria	Romania	Turkey	Total
Granted leave to enter	5	†	-	5
Refused leave to enter	†	†	†	5
Granted temporary admission	*	*	†	†
<b>Total</b>	<b>5</b>	<b>5</b>	<b>†</b>	<b>10</b>

<sup>6</sup> This does not include Turkish port asylum cases which have subsequently become subject to an ECAA application. These are included in the in-country figures.

<sup>7</sup> This does not include passengers with an entry clearance granted under an ECAA who were subject to further examination at port and subsequently allowed to proceed.

<sup>8</sup> These figures include two cases which were raised before January 2005, but which had an outcome in this period.

### **3. In-country ECAA Applications<sup>9</sup>**

#### **a. General information**

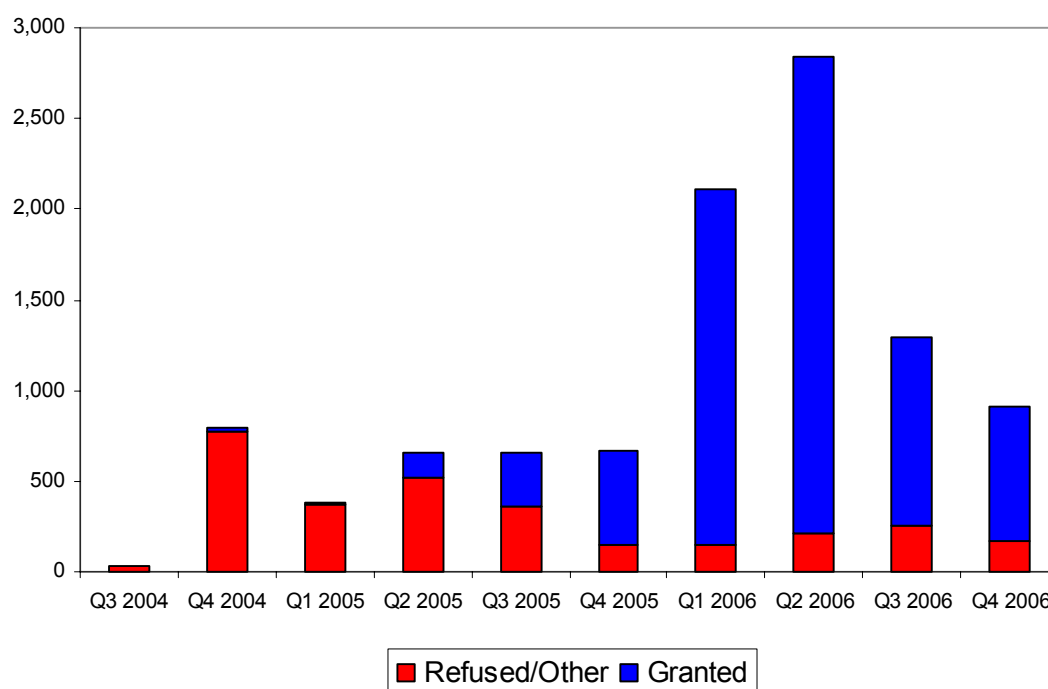
- There were 756 ECAA applications, awaiting consideration as at 31 December 2006, from all nationalities and all applicable categories as shown in the following pages.
- The backlog of applications increased during the suspension of case-working. There was a total of 10,645 outstanding applications as at 31 December 2005, in all categories and for all three nationalities. Additional staffing resources were allocated to the consideration of ECAA applications. This has reduced the number of cases awaiting consideration by 93%.

---

<sup>9</sup> The data quoted in this section of the report includes a number of short-term grants to enable applicants to travel whilst the backlog of cases was being processed. This facility has now been withdrawn. Page 3 indicates the months when the various categories of cases began to be considered again. When the tables indicate cases considered before these dates, most of those cases were such travel concession applications. A smaller number will have been withdrawn cases.

## b. In-country Decisions relating to Bulgarian nationals

**Chart 4: Decisions relating to Bulgarian nationals for switching into ECAA, further leave to remain and indefinite leave to remain, September 2004 - December 2006**



**Table 5: In-country applications by Bulgarian nationals to switch into ECAA by quarter from September 2004 to December 2006**

In-country applications	Number of applications										Total	% of Applications
	Q3 2004	Q4 2004	Q1 2005	Q2 2005	Q3 2005	Q4 2005	Q1 2006	Q2 2006	Q3 2006 (p)	Q4 2006 (p)		
Granted	-	-	†	†	†	†	†	†	-	5	<b>15</b>	1
Refused	†	610	155	50	50	25	45	40	55	25	<b>1,055</b>	88
Withdrawn by applicant	10	30	10	5	5	5	†	†	5	†	<b>75</b>	6
Other <sup>10</sup>	†	5	5	†	†	†	-	†	35	†	<b>50</b>	4
<b>Total</b>	<b>15</b>	<b>640</b>	<b>170</b>	<b>55</b>	<b>55</b>	<b>35</b>	<b>50</b>	<b>45</b>	<b>95</b>	<b>30</b>	<b>1,195</b>	100

- The number of applications awaiting consideration as at 1 January 2007 was 5.
- The number of applications received since 1 September 2004 is 490.
- The average waiting time for cases within this category decided within this period was 270 calendar days.<sup>11</sup>

<sup>10</sup> For this and all other in-country categories, this refers to situations such as rejections, voids and decisions withdrawn by the Home Office.

<sup>11</sup> For this and all other in-country categories, this is the time interval between the Date of Application and the Date of Decision. The Date of Application is taken from the postmark on the application received from the applicant. The Date of Decision is the date when an application is considered and decided by IND. This may not be the same date as when the application is returned to the applicant, as there is normally a short period when the UK Residence Permit is applied to the passport(s) and then submitted to Royal Mail for postal delivery.

**Table 6: In-country Applications by Bulgarian nationals for further leave to remain under ECAA by quarter from September 2004 to December 2006**

In-country applications	Number of applications										Total	% of Applications
	Q3 2004	Q4 2004	Q1 2005	Q2 2005	Q3 2005	Q4 2005	Q1 2006 (r)	Q2 2006 (r)	Q3 2006 (p)	Q4 2006 (p)		
Granted	†	25	5	135	260	340	1,730	1,260	565	655	<b>4,980</b>	78
Refused	-	5	5	40	25	5	40	90	45	65	<b>320</b>	5
Withdrawn by applicant	15	105	165	365	240	90	35	20	10	5	<b>1,050</b>	16
Other	-	†	5	5	5	5	10	5	30	†	<b>65</b>	1
<b>Total</b>	<b>20</b>	<b>135</b>	<b>180</b>	<b>545</b>	<b>530</b>	<b>435</b>	<b>1,815</b>	<b>1,380</b>	<b>645</b>	<b>730</b>	<b>6,415</b>	100

- The number of applications awaiting consideration as at 1 January 2007 was 175.
- The number of applications received since 1 September 2004 is 5,135.
- The average waiting time for cases within this category decided within this period was 370 calendar days.

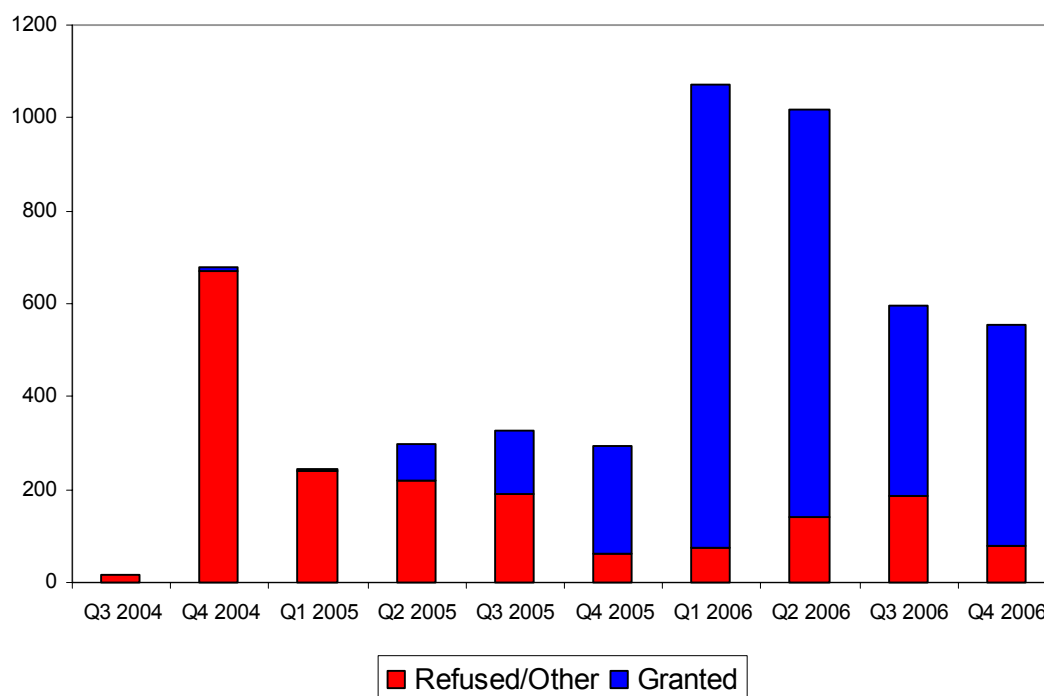
**Table 7: In-country Applications by Bulgarian nationals for indefinite leave to remain under ECAA by quarter from September 2004 to December 2006**

In-country applications	Number of applications										Total	% of Applications
	Q3 2004	Q4 2004	Q1 2005	Q2 2005	Q3 2005	Q4 2005	Q1 2006 (r)	Q2 2006 (r)	Q3 2006 (p)	Q4 2006 (p)		
Granted	†	5	-	5	30	185	230	1,370	475	80	<b>2,375</b>	86
Refused	-	-	-	†	†	†	10	45	60	65	<b>180</b>	7
Withdrawn by applicant	5	20	30	55	35	15	5	5	10	†	<b>175</b>	6
Other	-	-	-	-	-	†	†	5	5	†	<b>15</b>	0.5
<b>Total</b>	<b>5</b>	<b>25</b>	<b>30</b>	<b>60</b>	<b>70</b>	<b>200</b>	<b>240</b>	<b>1,420</b>	<b>550</b>	<b>150</b>	<b>2,750</b>	100

- The number of applications awaiting consideration as at 1 January 2007 was 30.
- The number of applications received since 1 September 2004 is 2,505.
- The average waiting time for cases within this category decided within this period was 300 calendar days.

### c. In-country Decisions relating to Romanian nationals

**Chart 5: Decisions relating to Romanian nationals for switching into ECAA, further leave to remain and indefinite leave to remain, September 2004 - December 2006**



**Table 8: In-country Applications by Romanian nationals to switch into ECAA by quarter from September 2004 to December 2006**

In-country applications	Number of applications										Total	% of Applications
	Q3 2004	Q4 2004	Q1 2005	Q2 2005	Q3 2005	Q4 2005	Q1 2006	Q2 2006	Q1 2006 (p)	Q2 2006 (p)		
Granted	-	-	†	†	5	†	5	-	-	5	<b>15</b>	1
Refused	†	590	160	35	50	20	40	55	50	20	<b>1010</b>	89
Withdrawn by applicant	10	25	10	5	5	5	†	†	5	-	<b>65</b>	6
Other	†	5	5	5	†	5	-	†	20	†	<b>40</b>	4
<b>Total</b>	<b>10</b>	<b>615</b>	<b>170</b>	<b>45</b>	<b>60</b>	<b>30</b>	<b>45</b>	<b>60</b>	<b>75</b>	<b>25</b>	<b>1,130</b>	100

- The number of applications awaiting consideration as at 1 January 2007 was 5.
- The number of applications received since 1 September 2004 is 450.
- The average waiting time for cases within this category decided within this period was 260 calendar days.

**Table 9: In-country applications by Romanian nationals for further leave to remain under ECAA by quarter from September 2004 to December 2006**

In-country applications	Number of applications										Total	% of Applications
	Q3 2004	Q4 2004	Q1 2005	Q2 2005	Q3 2005	Q4 2005	Q1 2006 (r)	Q2 2006	Q3 2006 (p)	Q4 2006 (p)		
Granted	-	10	†	75	130	185	945	545	285	445	<b>2,625</b>	80
Refused	-	†	5	15	25	5	15	55	40	35	<b>190</b>	6
Withdrawn by applicant	5	50	55	155	100	25	15	15	5	†	<b>425</b>	13
Other	-	†	5	-	†	†	†	5	10	†	<b>25</b>	1
<b>Total</b>	<b>5</b>	<b>60</b>	<b>65</b>	<b>245</b>	<b>255</b>	<b>220</b>	<b>980</b>	<b>620</b>	<b>335</b>	<b>485</b>	<b>3,270</b>	100

- The number of applications awaiting consideration as at 1 January 2007 was 145.
- The number of applications received since 1 September 2004 is 2,715.
- The average waiting time for cases within this category decided within this period was 345 calendar days.

**Table 10: In-country applications by Romanian nationals for indefinite leave to remain under ECAA by quarter from September 2004 to December 2006**

In-country applications	Number of applications										Total	% of Applications
	Q3 2004	Q4 2004	Q1 2005	Q2 2005	Q3 2005	Q4 2005	Q1 2006	Q2 2006	Q3 2006 (p)	Q4 2006 (p)		
Granted	-	-	-	-	5	45	50	330	130	25	<b>580</b>	83
Refused	-	-	-	-	†	-	-	10	55	20	<b>85</b>	12
Withdrawn by applicant	†	†	5	5	5	5	†	†	5	-	<b>30</b>	4
Other	-	-	†	-	-	†	-	-	5	-	<b>5</b>	<0.5
<b>Total</b>	<b>†</b>	<b>†</b>	<b>5</b>	<b>5</b>	<b>10</b>	<b>45</b>	<b>50</b>	<b>340</b>	<b>190</b>	<b>50</b>	<b>700</b>	100

- The number of applications awaiting consideration as at 1 January 2007 was 10.
- The number of applications received since 1 September 2004 is 660.
- The average waiting time for cases within this category decided within this period was 280 calendar days.

#### d. Appeals against in-country decisions relating to Bulgarian and Romanian nationals

**Table 11: Appeals of decisions refusing in-country applications to switch into Bulgarian and Romanian ECAA heard by quarter from September 2004 to December 2006**

Pre-entry appeals	Number of appeals										Total	% of total appeals
	Q3 2004	Q4 2004	Q1 2005	Q2 2005	Q3 2005	Q4 2005	Q1 2006 (r)	Q2 2006 (r)	Q3 2006 (p)	Q4 2006 (p)		
Allowed	-	†	†	†	†	10	5	10	5	†	<b>35</b>	19
Withdrawn by Appellant	-	-	-	-	†	-	†	†	-	†	<b>5</b>	3
Dismissed	5	†	†	5	10	20	35	15	10	25	<b>135</b>	73
None	-	-	-	-	-	-	-	†	†	†	<b>5</b>	3
Other	-	-	-	-	-	†	†	†	-	-	<b>5</b>	3
<b>Total</b>	<b>5</b>	<b>†</b>	<b>5</b>	<b>10</b>	<b>15</b>	<b>30</b>	<b>45</b>	<b>30</b>	<b>20</b>	<b>30</b>	<b>185</b>	100

**Table 12: Appeals of decisions refusing in-country applications for further leave to remain under Bulgarian and Romanian ECAA heard by quarter from September 2004 to December 2006**

Pre-entry appeals	Number of appeals										Total	% of total appeals
	Q3 2004	Q4 2004	Q1 2005	Q2 2005	Q3 2005	Q4 2005	Q1 2006	Q2 2006 (r)	Q3 2006 (p)	Q4 2006 (p)		
Allowed	-	-	-	†	25	10	5	30	35	25	<b>125</b>	57
Withdrawn by Appellant	-	-	-	-	5	-	†	†	†	†	<b>10</b>	5
Dismissed	5	-	†	†	5	10	†	15	25	20	<b>80</b>	36
None	-	-	-	-	†	-	-	-	-	-	<b>†</b>	<0.5
Other	-	†	-	-	†	†	-	†	-	-	<b>5</b>	2
<b>Total</b>	<b>5</b>	<b>†</b>	<b>†</b>	<b>†</b>	<b>35</b>	<b>20</b>	<b>5</b>	<b>50</b>	<b>60</b>	<b>45</b>	<b>220</b>	100

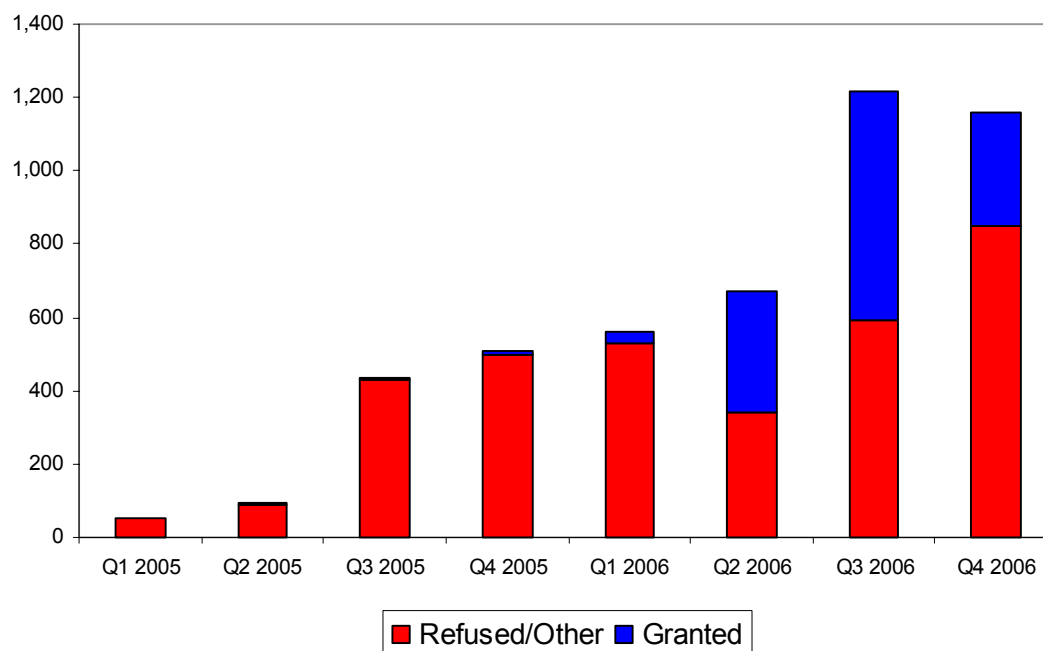
**Table 13: Appeals of decisions refusing in-country applications for indefinite leave to remain under Bulgarian and Romanian ECAA heard by quarter from September 2004 to December 2006**

Pre-entry Appeals	Number of appeals							Total	% of total appeals
	Q3 2005	Q4 2005	Q1 2006	Q2 2006 (r)	Q3 2006 (p)	Q4 2006 (p)			
Allowed	†	†	-	15	30	40	<b>85</b>	57	
Withdrawn by Appellant	-	-	-	5	-	-	<b>5</b>	3	
Dismissed	-	-	-	5	20	25	<b>50</b>	33	
None	-	-	-	-	†	5	<b>10</b>	5	
Other	-	†	-	-	-	†	<b>†</b>	1	
<b>Total</b>	<b>†</b>	<b>5</b>	<b>-</b>	<b>25</b>	<b>50</b>	<b>75</b>	<b>150</b>	100	

(There were no appeals before Quarter 3, 2005.)

e. In-country decisions relating to Turkish nationals

**Chart 6: Decisions relating to Turkish nationals leave to enter, leave, further leave and indefinite leave to remain (ECAA self-employed) and leave to remain (ECAA employed), January 2005 - December 2006**



**Table 14: In-country applications by Turkish nationals for leave to enter under ECAA self-employed by quarter from January 2005 to December 2006**

In-country Applications	Number of applications									% of Applications	
	Q1 2005	Q2 2005	Q3 2005	Q4 2005	Q1 2006 (r)	Q2 2006	Q3 2006 (p)	Q4 2006 (p)	Total		
Granted	-	-	-	-	-	-	-	-	-	-	0
Refused	10	-	80	145	205	65	120	230	855	100	
Withdrawn by applicant	-	-	-	-	-	-	-	-	-	-	0
Other	-	-	-	-	-	†	-	-	†	<0.5	
<b>Total</b>	<b>10</b>	<b>-</b>	<b>80</b>	<b>145</b>	<b>205</b>	<b>65</b>	<b>120</b>	<b>230</b>	<b>855</b>	<b>100</b>	

- The number of applications awaiting consideration as at 1 January 2007 is included in the leave to remain (first application) category (table 15).<sup>12</sup>
- The number of applications received since 1 September 2004 is 590.
- The average waiting time for cases within this category decided within this period was 400 calendar days.

<sup>12</sup> For technical reasons, it is not possible to provide a separate figure.

**Table 15: In-country applications by Turkish nationals for leave to remain (first application) under ECAA self employed by quarter from January 2005 to December 2006**

In-country applications	Number of applications								Total	% of Applications
	Q1 2005	Q2 2005	Q3 2005	Q4 2005 (r)	Q1 2006 (r)	Q2 2006 (r)	Q3 2006 (p)	Q4 2006 (p)		
Granted	-	-	5	5	10	145	445	275	<b>885</b>	28
Refused	†	25	225	245	205	150	320	540	<b>1,715</b>	55
Withdrawn by applicant	25	45	70	70	80	90	85	20	<b>485</b>	15
Other	5	†	5	-	†	5	10	15	<b>45</b>	1
<b>Total</b>	<b>30</b>	<b>75</b>	<b>305</b>	<b>320</b>	<b>295</b>	<b>385</b>	<b>860</b>	<b>855</b>	<b>3,125</b>	100

- The number of applications awaiting consideration as at 1 January 2007, including leave to enter applications (see Table 14) was 315.
- The number of applications received since 1 September 2004 is 2,175
- The average waiting time for cases within this category decided within this period was 425 calendar days.

**Table 16: In-country applications by Turkish nationals for further leave to remain under ECAA self employed by quarter from January 2005 to December 2006**

In-country applications	Number of applications								Total	% of Applications
	Q1 2005	Q2 2005	Q3 2005 (r)	Q4 2005 (r)	Q1 2006	Q2 2006 (r)	Q3 2006 (p)	Q4 2006 (p)		
Granted	-	5	5	5	15	165	160	25	<b>375</b>	60
Refused	-	5	25	20	20	15	35	25	<b>140</b>	22
Withdrawn by applicant	10	10	20	20	20	10	10	5	<b>105</b>	16
Other	†	†	†	-	-	†	5	†	<b>10</b>	2
<b>Total</b>	<b>10</b>	<b>20</b>	<b>55</b>	<b>45</b>	<b>50</b>	<b>190</b>	<b>210</b>	<b>55</b>	<b>630</b>	100

- The number of applications awaiting consideration as at 1 January 2007 was 20.
- The number of applications received since 1 September 2004 is 505.
- The average waiting time for cases within this category decided within this period was 395 calendar days.

**Table 17: In-country applications by Turkish nationals for indefinite leave to remain under ECAA self employed by quarter from January 2005 to December 2006**

In-country applications	Number of applications								Total	% of Applications
	Q1 2005	Q2 2005	Q3 2005	Q4 2005	Q1 2006	Q2 2006	Q3 2006 (p)	Q4 2006 (p)		
Granted	-	-	-	-	-	-	†	†	†	29
Refused	-	-	-	†	†	†	-	-	5	43
Withdrawn by applicant	-	-	-	†	-	-	-	-	†	14
Other	-	-	-	†	-	-	-	-	†	14
<b>Total</b>	-	-	-	5	†	†	†	†	5	100

- The number of applications awaiting consideration as at 1 January 2007 was †.
- The number of applications received since 1 September 2004 is 9.
- The average waiting time for cases within this category decided within this period was 150 calendar days.

**Table 18: In-country applications by Turkish nationals for leave to remain under the ECAA employed category, by quarter from January 2005 to December 2006**

In-country applications	Number of applications								Total	% of Applications
	Q1 2005 (r)	Q2 2005	Q3 2005	Q4 2005	Q1 2006	Q2 2006	Q3 2006 (p)	Q4 2006 (p)		
Granted	-	-	-	-	5	20	15	10	50	63
Refused	†	-	-	-	†	5	10	10	25	32
Withdrawn by applicant	-	-	-	-	-	†	†	-	5	5
Other	-	-	-	-	-	-	-	†	-	
<b>Total</b>	†	-	-	-	5	25	30	20	80	100

- The number of applications awaiting consideration as at 1 January 2007 was 45.
- The number of applications received since 1 September 2004 is 115.
- The average waiting time for cases within this category decided within this period was 240 calendar days.

f. Appeals against in-country decisions relating to Turkish nationals

Chart 7: Appeals against in-country decisions relating to Turkish nationals October 2004 - December 2006

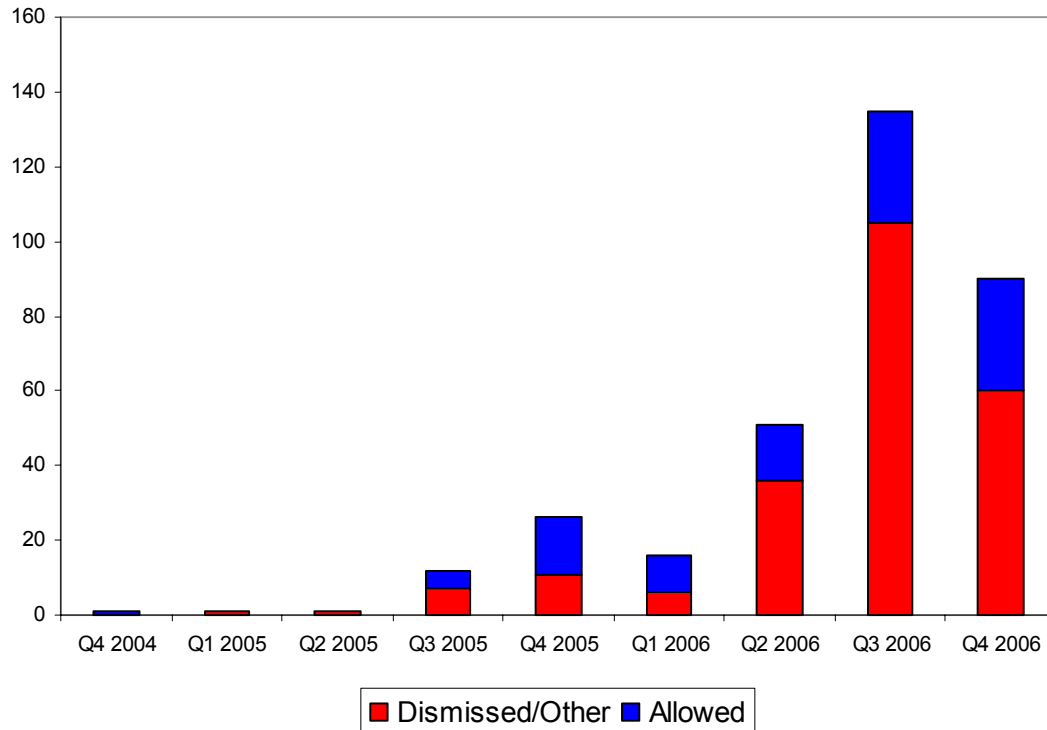


Table 19: Appeals of decisions refusing in-country applications under Turkish ECAA (all categories) heard by quarter from October 2004 to December 2006

Pre-entry Appeals	Number of appeals										Total	% of total appeals
	Q4 2004	Q1 2005	Q2 2005	Q3 2005	Q4 2005 (r)	Q1 2006 (r)	Q2 2006 (r)	Q3 2006 (p)	Q4 2006 (p)			
Allowed	†	-	-	5	15	10	15	30	30	<b>100</b>	31	
Withdrawn by Appellant	-	-	-	5	†	5	5	55	15	<b>85</b>	26	
Dismissed	-	-	†	†	10	†	20	30	35	<b>95</b>	30	
None	-	-	-	-	-	-	†	5	5	<b>15</b>	4	
Other	-	†	-	†	-	-	10	15	5	<b>25</b>	8	
<b>Total</b>	†	†	†	<b>10</b>	<b>25</b>	<b>15</b>	<b>50</b>	<b>130</b>	<b>80</b>	<b>315</b>	100	